

4X4[®]
TOUGH
GO OFF ROAD

4WD ACCESSORIES

4WD RECOVERY TRACKS

INSTRUCTION MANUAL

AFTER SALES SUPPORT

716623



AUS 1300 883 104



www.4x4tough.com.au
sales@4x4tough.com.au

MODEL: 24-45477

SAP ID: 572187

08/2024

1

YEAR WARRANTY

Contents

	Page
WARRANTY DETAILS	3
REPAIR AND REFURBISHED GOODS OR PARTS NOTICE	3
WELCOME	4
INTENDED USE	5
CONTENTS	5
GENERAL SAFETY WARNINGS	5
SPECIFICATIONS	6
INSTRUCTIONS FOR USE	6-7
CARE AND MAINTENANCE	7



4WD RECOVERY TRACKS Warranty Details

REGISTER YOUR PURCHASE AT www.aldi.com.au/en/about-aldi/product-registration/ TO KEEP UP-TO-DATE WITH IMPORTANT PRODUCT INFORMATION

The product is guaranteed to be free from defects in workmanship and parts for a period of 12 months from the date of purchase. Defects that occur within this warranty period, under normal use and care, will be repaired, replaced or refunded at our discretion. The benefits conferred by this warranty are in addition to all rights and remedies in respect of the product that the consumer has under the Competition and Consumer Act 2010 and similar state and territory laws.

Our goods come with guarantees that cannot be excluded under the Australian Consumer Law. You are entitled to a replacement or refund for a major failure and for compensation for any other reasonably foreseeable loss or damage. You are also entitled to have the goods repaired or replaced if the goods fail to be of acceptable quality and the failure does not amount to a major failure.

Repair and Refurbished Goods or Parts Notice

Unfortunately, from time to time, faulty products are manufactured which need to be returned to the Supplier for repair.

Please be aware that if your product is capable of retaining user-generated data (such as files stored on a computer hard drive, telephone numbers stored on a mobile telephone, songs stored on a portable media player, games saved on a games console or files stored on a USB memory stick) during the process of repair, some or all of your stored data may be lost.

We recommend you save this data elsewhere prior to sending the product for repair.



You should also be aware that rather than repairing goods, we may replace them with refurbished goods of the same type or use refurbished parts in the repair process.

Please be assured though, refurbished parts or replacements are only used where they meet ALDI's stringent quality specifications.

If at any time you feel your repair is being handled unsatisfactorily, you may escalate your complaint. Please telephone us on 1300 883 104 or write to us at:

Motozone Auto Accessories
PO Box 5213, Mordialloc Vic 3195
Telephone: 1300 883 104
Monday - Friday 8.30am - 6.00pm AEST
Email: sales@4x4tough.com.au
Website: www.4x4tough.com.au

AFTER SALES SUPPORT

  1300 883 104

AUS Hotline Costs: Landline calls are free. Mobile costs are extra & are dependent on carrier charges – please check charges with your mobile carrier.

 sales@4x4tough.com.au, www.4x4tough.com.au
MODEL: 24-45477 PRODUCT CODE:716623 08/2024



WELCOME

Congratulations on choosing to buy a 4X4 TOUGH® product.

In the event you require assistance with your purchase please contact one of our experienced customer service team on 1300 883 104, who will be happy to assist with your enquiry.

Satisfied customers have repeatedly attested to the positive outcome of a simple phone call in resolving misunderstandings and gaining positive insights into product usage.

This product is manufactured to the highest standards of safety and performance and is backed by a 1 year warranty.

Please read instructions carefully before use.

Unless directions are followed physical injury or property damage may result.

Save these instructions for future reference.

INTENDED USE

When involved with off road 4WD activities, it is possible your vehicle could experience a situation of being entrapped in soft ground. The 4x4 TOUGH® Recovery tracks are designed to assist in freeing your vehicle with a minimum of fuss. This product should only be used for private recreational purposes and is not designed for professional, trade or commercial purposes.

CONTENTS

1 x Pair Recovery Tracks
1 x Warranty card
1 x Instruction manual

GENERAL SAFETY WARNINGS

Your engine must be turned off when positioning the track under the wheel!

Caution must always be executed when using recovery equipment. It is recommended that people not participating in the recovery are at least 25 metres away from the vehicle whilst the recovery process is undertaken or depending on the situation, appropriate safety precautions are to be taken.

- Never climb under the vehicle whilst performing any type of recovery work.
- The recovery tracks are designed as a device for assisting in the process of removing your vehicle from muddy and sandy grounds. The product is not designed for use on hard rocky surfaces.
- Do not spin your wheel on the recovery track as this may cause damage to the tracks.
- Never push your vehicle whilst engaging the track.
- Not to be used as a bridging device.
- The recovery track is not to be used for any other purpose than stated in this User Guide.
- The manufacturer is not liable for property or vehicle damage whilst using the recovery track.
- All 4x4 vehicle recovery activities have a degree of risk involved, so caution should be executed at all stages of the process.
- Caution should also be taken when leaving the vehicle after the recovery has been completed, as the surrounding ground surface may have changed.

- It is suggested that you use warning safety devices i.e. hazard lights when performing a vehicle recovery to alert oncoming drivers of your circumstances.
- Never position recovery tracks under the wheel if the wheel is spinning.

SPECIFICATIONS

Material:	Polypropylene
Load Capacity:	2000kg per track
Weight:	Approx. 7kg per pair
Dimensions:	1100 x 375 x 68mm per track
Product Code:	716623

INSTRUCTIONS FOR USE.

Preparing your vehicle correctly can minimise the chances of becoming bogged.

Use the correct gear selection, correct speed of approach and reduce tyre pressure to increase the footprint on the soft surface.

Notwithstanding the above, sooner or later your vehicle may experience a situation where it is entrapped in soft ground (typically sand or mud). The objective is to free your vehicle with a minimum of fuss.

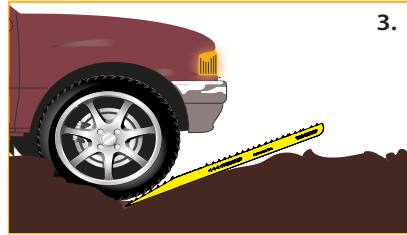
1. When entrapped, stop immediately and turn the vehicle off. Do not continue to spin the wheels and dig in deeper.



2. To recover your vehicle, use the wide end of the recovery track as a shovel to clear the area immediately in front of the wheels in the intended direction of travel.



3. Create a gently sloping formation in the soft ground in the direction the vehicle is intended to travel. Place the track as shown in (diagram 3) hard against the tyres to make it easy for the tyres to be able to engage the special traction teeth.



4. Engage low range and move slowly onto the track, moving carefully. Slowly accelerate to gain vehicle momentum before leaving the track and entering onto a more stable road surface.



In the event there is difficulty in gaining grip onto the recovery track, reverse the vehicle onto the already compressed ground, then move forward with sufficient momentum to mount the recovery track.

Another option is to place materials available [branches, rocks etc] onto the area of the already compressed vehicular track, reverse onto the added materials, then replace the Recovery Track immediately in front of the newly created surface area, followed by driving onto the recovery track as described above.

In the event of encountering extended soft terrain, it may be necessary to couple both recovery tracks together with webbing and U bolts to give an extended platform. (Webbing and U bolts not included).

CARE AND MAINTENANCE

Dirt, mud, grit and sand are abrasive and can damage the recovery tracks. Always clean the recovery tracks after use by using a hose to remove any debris.

Allow to dry completely before storing.

4X4[®]
TOUGH
GO OFF ROAD

4WD RECOVERY TRACKS

